



# Attention, Please!

BAHASA INGGRIS  
PAKET B SETARA SMP/MTs



Kementerian Pendidikan dan Kebudayaan  
Direktorat Jenderal Pendidikan Anak Usia Dini dan Pendidikan Masyarakat  
Direktorat Pembinaan Pendidikan Keaksaraan dan Kesetaraan  
Tahun 2017



# Attention, Please!

BAHASA INGGRIS  
PAKET B SETARA SMP/MTs



Kementerian Pendidikan dan Kebudayaan  
Direktorat Jenderal Pendidikan Anak Usia Dini dan Pendidikan Masyarakat  
Direktorat Pembinaan Pendidikan Keaksaraan dan Kesetaraan  
Tahun 2017

Hak Cipta © 2017 pada Kementerian Pendidikan dan Kebudayaan  
Dilindungi Undang-Undang

Perpustakaan Nasional RI. Data Katalog dalam Terbitan (KDT)  
Bahasa Inggris Paket B Tingkatan III Modul 5 : Attention, Please!

- **Penulis:** Yuniarti
- **Diterbitkan oleh:** Direktorat Pembinaan Pendidikan Keaksaraan dan Kesetaraan- Ditjen Pendidikan Anak Usia Dini dan Pendidikan Masyarakat-Kementerian Pendidikan dan Kebudayaan, 2018

iv+ 36 hlm + ilustrasi + foto; 21 x 28,5 cm

ISBN 978-623-7450-14-6

## Preface

Pendidikan kesetaraan sebagai pendidikan alternatif memberikan layanan kepada masyarakat yang karena kondisi geografis, sosial budaya, ekonomi dan psikologis tidak berkesempatan mengikuti pendidikan dasar dan menengah di jalur pendidikan formal. Kurikulum pendidikan kesetaraan dikembangkan mengacu pada kurikulum 2013 pendidikan dasar dan menengah hasil revisi berdasarkan peraturan Mendikbud No.24 tahun 2016. Proses adaptasi kurikulum 2013 ke dalam kurikulum pendidikan kesetaraan adalah melalui proses kontekstualisasi dan fungsionalisasi dari masing-masing kompetensi dasar, sehingga peserta didik memahami makna dari setiap kompetensi yang dipelajari.

Pembelajaran pendidikan kesetaraan menggunakan prinsip *flexible learning* sesuai dengan karakteristik peserta didik kesetaraan. Penerapan prinsip pembelajaran tersebut menggunakan sistem pembelajaran modular dimana peserta didik memiliki kebebasan dalam penyelesaian tiap modul yang di sajikan. Konsekuensi dari sistem tersebut adalah perlunya disusun modul pembelajaran pendidikan kesetaraan yang memungkinkan peserta didik untuk belajar dan melakukan evaluasi ketuntasan secara mandiri.

Tahun 2017 Direktorat Pembinaan Pendidikan Keaksaraan dan Kesetaraan, Direktorat Jendral Pendidikan Anak Usia Dini dan Pendidikan Masyarakat mengembangkan modul pembelajaran pendidikan kesetaraan dengan melibatkan pusat kurikulum dan perbukuan kemdikbud, para akademisi, pamong belajar, guru dan tutor pendidikan kesetaraan. Modul pendidikan kesetaraan disediakan mulai paket A tingkat kompetensi 2 (kelas 4 Paket A). Sedangkan untuk peserta didik Paket A usia sekolah, modul tingkat kompetensi 1 (Paket A setara SD kelas 1-3) menggunakan buku pelajaran Sekolah Dasar kelas 1-3, karena mereka masih memerlukan banyak bimbingan guru/tutor dan belum bisa belajar secara mandiri.

Kami mengucapkan terimakasih atas partisipasi dari Pusat Kurikulum dan Perbukuan Kemdikbud, para akademisi, pamong belajar, guru, tutor pendidikan kesetaraan dan semua pihak yang telah berpartisipasi dalam penyusunan modul ini.

Jakarta, Desember 2017  
Direktur Jenderal

ttd

Harris Iskandar

**Modul Dinamis:** Modul ini merupakan salah satu contoh bahan ajar pendidikan kesetaraan yang berbasis pada kompetensi inti dan kompetensi dasar dan didesain sesuai kurikulum 2013. Sehingga modul ini merupakan dokumen yang bersifat dinamis dan terbuka lebar sesuai dengan kebutuhan dan kondisi daerah masing-masing, namun merujuk pada tercapainya standar kompetensi dasar.

Preface .....	iii
Contents .....	iv
Guideline .....	1
<b>UNIT 1 ATTENTION, PLEASE</b> .....	3
A. Activity 1: Asking for Attention .....	4
B. Activity 2: Checking Comprehension .....	6
C. Activity 3: Appreciating Jobs .....	7
D. Activity 4: Asking and Giving Opinion .....	9
<b>UNIT 2 CAN YOU LIFT THE BOX?</b> .....	11
A. Activity 1: Talking About Ability .....	12
B. Activity 2: Talking About Willingness .....	14
<b>UNIT 3 BE QUITE, PLEASE!</b> .....	16
A. Activity 1: Giving Instruction .....	17
B. Activity 2: Asking Someone to do Something with Us .....	19
C. Activity 3: Prohibit Someone to do Something .....	21
D. Activity 4: Asking for Permission .....	22
Grammar Zone .....	25
Summary .....	26
Answer Key .....	28
Completeness Criteria .....	33
Additional Resources .....	34
References .....	34
About the Author .....	34



## ATTENTION, PLEASE!






### Guideline

How to use this module?

There are several steps in using this module!

(Kegiatan pembelajaran yang membantu peserta didik mengembangkan ketrampilan berbahasa)..

 <p><b>Guideline</b></p>	<p><b>Step 1</b> Read the guideline! Guideline is a general explanation on each step how to use the module. (Petunjuk penggunaan adalah penjelasan umum setiap langkah bagaimana menggunakan modul ini)</p>
 <p><b>Learning Outcomes</b></p>	<p><b>Step 2</b> Read the learning outcomes! Learning outcomes are the outcomes that a learner should accomplish. (Tujuan atau capaian pembelajaran yang harus dipenuhi oleh peserta didik)</p>
 <p><b>Learning Activities</b></p>	<p><b>Step 3</b> Do the learning activities! Learning activities are various activities to help a learner develop their language skills. (Kegiatan pembelajaran yang membantu peserta didik mengembangkan ketrampilan berbahasa).</p>

<p><b>S</b></p> <p><b>Summary</b></p>	<p><b>Step 4</b> Read the summary! Summary is a brief explanation to remind the learner about the previous material. (Rangkuman merupakan penjelasan singkat untuk mengingatkan kembali peserta didik terhadap isi materi).</p>
<p><b>G</b></p> <p><b>Grammar Zone</b></p>	<p><b>Step 5</b> Grammar Zone! In this session you have to pay attention to the grammar related to the content of unit. (Pada bagian ini, Anda harus memperhatikan grammar yang sesuai dengan isi materi pada unit tersebut).</p>
<p><b>C</b></p> <p><b>Completeness Criteria</b></p>	<p><b>Step 6</b> Set the completeness criteria! Completeness Criteria is several criteria a learner should complete to finish this module before moving to the next module. (Kriteria ketuntasan adalah kriteria yang harus dipenuhi oleh peserta didik untuk menyelesaikan modul ini).</p>
<p><b>R</b></p> <p><b>Additional References</b></p>	<p><b>Step 7</b> Pay attention to this! Additional references to enrich materials in order to develop language skills. (Referensi atau sumber belajar lain yang dapat digunakan peserta didik untuk menambah kemampuan berbahasanya)</p>

**NOTE:** Use the DICTIONARY when it is necessary (Gunakan kamus apabila diperlukan).

## UNIT 1 ATTENTION, PLEASE



### In this unit you will learn about:

- Asking for attention (Meminta perhatian)
- Checking comprehension (Mengecek pemahaman)
- Appreciating job (Menghargai pekerjaan)
- Asking and giving opinion (Meminta dan memberi pendapat)

# LEARNING ACTIVITIES

## A. Activity 1: Asking for Attention



### Lead-in

- What do you say when you ask someone to pay attention to you?



### a. Read and Learn!

Mr. Lukman : Attention please, students!  
 Students : Yes, Sir.  
 Mr. Lukman : We are going to observe the plants.  
 Please watch your step.  
 Don't step on the grass.  
 Students : Yes, Sir.  
 Mr. Lukman : Ok, thank you students.

### b. Answer the questions!

- 1) Who are they in the dialogue? .....
- 2) What does Mr. Lukman do? .....
- 3) What does Mr. Lukman ask to his students? .....
- 4) What does Mr. Lukman say to make his students listen to him? .....

### c. Read and complete the sentences!

Mrs. Shinta : Excuse me, kids! Be quite please. Don't be noisy.  
 Kids : Yes, please Mrs. Shinta. We are sorry.  
 Mrs. Shinta : Ok kids. Continue your reading.  
 Kids : Ok Mrs. Shinta. Thank you



### d. Pay Attention

- When you ask others to give you attention, you can say:
  - Excuse me.
  - Attention, please!
- Reply:
  - Yes please.
  - All right.

### e. Vocabularies

Attention please .....	Mohon perhatian
Plant .....	Tanaman
Don't step on the grass .....	Jangan injak rumput
Be quite please .....	Harap tenang
Observe .....	Mengamati
Watch your step .....	Perhatikan langkahmu
Excuse me .....	Permisi
Don't be noisy .....	Jangan berisik

### f. Exercise

Complete these dialogues!

Mrs. Aminah : ..... I have an announcement.  
 The Ladies : Yes. What's the matter Mrs. Aminah?  
 Mrs. Aminah : The next meeting will be on Sunday, 21<sup>st</sup> next month.  
 The Ladies : .....  
 Zoo keeper : ..... Can you keep away from the Lion cage? It's a dangerous animal.  
 The visitors : Oh yes, Sir.  
 Mrs. Ahmad : .....  
 Zoo keeper : You're welcome.

## B. Activity 2: Checking Comprehension



### Lead-in

- Do you understand?

### a. Read and Learn



**Teacher** : Is that clear, children?  
**Students** : Yes, Sir. It is clear enough.  
**Teacher** : All right. We continue the lesson next week. Good afternoon students.  
**Students** : Good afternoon, Sir.

### b. Answer the Questions!

- 1) Who are they in the dialogue? .....
- 2) What does the teacher say? .....
- 3) Is that clear for the students? .....

### c. Pay Attention

- When you ask someone understanding, you can say:
  - Do you understand?
  - Is it clear for you?
  - It's right, isn't it?
- Reply will be
  - Yes I understand/No I don't understand.
  - Yes it is/ No it isn't.



### d. Vocabularies

Do you understand ..... Apakah kamu mengerti?  
 Is that clear? ..... Apakah sudah cukup jelas?

### e. Exercises 1

#### Complete the dialogue!

**Maya** : Do you understand Toni?  
**Toni** : ..... I still confused.  
**Luna** : .....  
**Amir** : Yes. It is clear Luna.  
**Nisa** : It is right, isn't it Mita?  
**Mita** : ..... It's not good

## C. Activity 3: Appreciating Jobs



### Lead-in

- How to appreciate other's job?

### a. Read and Learn!



**Mother** : Congratulation dear. It's good job.  
**Daughter** : Thank you, Mom.

**b. Read the dialogue below!**

**Rudy** : Mom, I get 10 for English today.  
**Mother** : It's excellent my boy.

**Mira** : Finally I got my driving license  
**Mother** : That's great!



**c. Pay Attention**

- When you appreciating someone's job you can say:
  - It's good.
  - It's great job.
  - Good work!
  - Good job!
  - Well done!
  - It's excellent!
  - It's marvelous!

**d. Vocabularies**

It's good .....	Bagus sekali
It's great job .....	Kerja yang hebat
Good work! .....	Kerja bagus
Good job! .....	Kerja bagus
Well done! .....	Bagus sekali
It's excellent! .....	Itu luar biasa
It's marvelous! .....	luar biasa

**e. Exercises 2**

Complete the sentences using expression of appreciating someone's job!

- 1) Your sister passes her Math examination .....
- 2) Your son wins the swimming competition .....
- 3) Your friend gets new position in his office .....
- 4) Your mother cooks delicious food for dinner .....
- 5) Your boss get new medal .....

**D. Activity 4: Asking and Giving Opinion**



**Lead-in**

- What do you say when you ask opinion from your friend?

**a. Read and Learn!**

**Sony** : I get terrible problem with this homework.  
 What do you think?

**Agus** : I think you should read your text book again



**f. Answer the question!**

- 1) Who are they in the dialogue? .....
- 2) Who has the problem with the homework? .....
- 3) What does she say to her friend? .....
- 4) What does her friend say? .....

**g. Pay Attention**

- When you ask someone's opinion you can say:
  - What do you think?
  - Do you think so?
  - Do you think it is good?
- The reply will be:
  - I think ...
  - According to me...
  - I suggest...
  - In my opinion...



## h. Vocabularies

What do you think .....	Bagaimana menurutmu?
Do you think so?.....	Apakah menurutmu demikian?
I think .....	Saya pikir
According to me .....	Menurut saya
I suggest .....	Saya menyarankan
In my opinion .....	Menurut pendapat saya

## i. Exercises 4

Build your sentences!

- 1) Your friend is sick. He has a toothache. What is your opinion? .....
- 2) Your friend goes to Bali. His plane is on 9.00 am. Now is 7.30 am and he is still at home. What is your suggestion? .....
- 3) You will buy shoes. But you are confused to choose between the red or blue ones. Ask your friend's opinion! .....
- 4) You will have a vacation. There are two places to choose. Lombok or Raja Ampat. Ask your friend's opinion! .....

# UNIT 2

## CAN YOU LIFT THE BOX?



### In this unit you will learn about:

- Asking for attention (Meminta perhatian)
- Checking comprehension (Mengecek pemahaman)
- Appreciating job (Menghargai pekerjaan)
- Asking and giving opinion (Meminta dan memberi pendapat)

# LEARNING ACTIVITIES

## A. Activity 1: Talking About Ability



### Lead-in

- Can you do your job?

### a. Read and Learn!

**Can you drive a car**  
No I can't

**Can you swim?**  
Yes I can

### b. Pay Attention

- When you ask someone's ability you can say:
  - Can you swim/dance/play badminton/etc?
- The answer will be:
  - Yes, of course I can.
  - Surely, I can
  - Yes, I can
  - Sorry I can't
  - No, I can't.
  - I'm not sure
  - I'll try

### c. Vocabularies

Can you .....	Dapatkah kamu
Yes I can .....	Ya saya bis
Yes, of course I can .....	Tentu saja saya bisa
Surely I can .....	Saya yakin bisa
Sorry I can't .....	Maaf saya tidak bisa
No, I can't .....	Saya tidak bisa
I'm not sure .....	Saya tidak yakin
I'll try .....	Saya akan coba

### d. Exercise 5

Build your own sentences!

	Can you cook? Yes, I'll try.
	..... ..... .....
	..... ..... .....
	..... ..... .....
	..... ..... .....


## B. Activity 2: Talking About Willingness



### Lead-in

- Will you help me?

### a. Read and Learn!



### b. Pay Attention





- When you ask someone's willingness you can say:
  - Will you...(help me/join with me/etc)
- The reply will be:
  - Yes, I will
  - Sorry, I won't
  - No, I won't


### c. Vocabularies

Will you .....	Akankah kamu/maukah kamu
Yes, I will .....	Ya saya akan/ya saya mau
No, I won't .....	Saya tidak akan/saya tidak mau
Join me .....	Bergabung denganku
Join us .....	Bergabung dengan kami

### d. Exercise 6

Build your own sentences!

	Will you accompany me to market, Anton? Yes. I will Grandma.
	..... ..... .....
	..... ..... .....
	..... ..... .....
	..... ..... .....



**Shhhh ...**  
**Quiet**  
**Please**

### In this unit you will learn about:

- Giving instruction (memberiinstruksi)
- Asking to do something with us (mengajak melakukan sesuatu bersama-sama)
- Prohibit to do something (melarang melakukan sesuatu)
- Asking for permission (meminta ijin)

## LEARNING ACTIVITIES

### A. Activity 1: Giving Instruction

#### Lead-in

- How do you say when you instruct others?



#### a. Read and learn!



The teacher said:  
Open your book on page 10!



Your mother said:  
Sweep the floor!

#### b. Read the dialogue below!







**Boss** : Mr. Ahmad,  
please write the annual report!  
**Mr. Ahmad** : Yes, Sir



**c. Answer the questions!**

- 1) Who are they in the dialogue? .....
- 2) What does the boss say? .....

**d. Match the pictures on the left with the sentences on the right!**

	It's dark here. Please, open the window
	Please study hard for your examination
	Remove your shoes and put them on the rack
	Come in, please!
	Throw the rubbish into the rubbish bin
	Put your dirty laundry into the laundry basket

## B. Activity 2: Asking Someone to do Something with Us



**Lead-in**

- How do you say when you ask someone to do something?

**a. Read and Learn!**

	<p><b>Mother</b> : Dinner is ready. Let's eat!</p> <p><b>Kids</b> : Hurray ... let's have dinner!</p>
	It's Sunday morning. Let's go cycling!
	We will go camping. Come on join us!

**b. Pay Attention**

- When we ask someone to do something together with us we can say:
  - Let's....(go/come/study/etc)
  - Come on (go/walk/swim/etc)
- The reply will be:
  - Yes, thank you
  - That's great
  - No, thank you.

**c. Exercises 7**

	It's Sunday morning. Let's have some exercises!
	It's holiday. Let's go to the beach
	Let's plant the tree
	It's Saturday night. Let's go to the movie
	It's Sunday. Come on clean the house

**C. Activity 3: Prohibit Someone to do Something**



**Lead-in**

- How do you say when you prohibit someone to do something?

**a. Read the dialogue below!**



**Dentist** : You have carries on your teeth.  
Don't eat too much candies.  
**Mirna** : All right Mam.

**b. Answer the questions based on the dialogue!**

- 1) Who are they in the dialogue? .....
- 2) What does the dentist say? .....

**c. Complete the sentences with the suitable words below!**

Eat	be panic	sleep	be late	throw	touch
-----	----------	-------	---------	-------	-------

- 1) You have a toothache. Don't **eat** chili sauce too much.
- 2) You have to get up early ..... late at night.
- 3) Please come on time .....
- 4) It's dangerous ..... the electricity.
- 5) You have to keep the room clean ..... the rubbish everywhere.
- 6) Take it easy .....



# D. Activity 4: Asking for Permission



### Lead-in

- How do you say when you ask for permission?

### a. Read and learn the dialogue

<p>Can I borrow your pencil, please?</p>	<p><b>Budi</b> : Can I borrow your pencil, please!  <b>Rita</b> : Here, you are.</p>
<p>May I come in?</p>	<p><b>Anwar</b> : May I come in?  <b>Lusi</b> : Yes, of course Anwar.</p>

### b. Pay Attention

- When you ask for permission for doing something or get something you can say:
  - May I .....
  - Can I .....
- The reply will be:
  - Yes, here you are.
  - Yes of course
  - Sure
  - No, you can't.
  - Sorry you can't

### c. Exercise 8

Build your own sentences!

	<p>.....</p> <p>.....</p> <p>.....</p>
	<p>.....</p> <p>.....</p> <p>.....</p>
	<p>.....</p> <p>.....</p> <p>.....</p>
	<p>.....</p> <p>.....</p> <p>.....</p>
	<p>.....</p> <p>.....</p> <p>.....</p>

#### d. Vocabularies

Open .....	Buka
Sweep .....	Sapu
Write .....	Tulis
Remove .....	Membuka
Put .....	Meletakkan
Rubbish .....	Sampah
Come on .....	Ayolah
Plant .....	Tanaman
Window .....	Jendela
Be panic .....	Panik
Report .....	Laporan
Annual .....	Tahunan
Sleep .....	Tidur
Floor .....	Lantai
Throw .....	Membuang
Let's .....	Mari kita
Beach .....	Pantai
Exercise .....	Latihan/olahraga
Be late .....	Terlambat
Touch .....	Sentuh

## GRAMMAR ZONE

Pada modul ini Grammar zone yang diperkenalkan adalah Imperative Sentence atau kalimat perintah.

1. Polanya adalah menggunakan **Verb** (kata kerja) dasar, sedangkan untuk bentuk plural (*we/ kita*) kata dasar tersebut didahului dengan **Let's**.

#### Contoh:

- **Open** the window!
- **Finish** your homework!
- **Let's** go!
- **Let's** start!

2. Negative imperative dibentuk dengan menempatkan **don't (do not)** sebelum kata kerja dasar. Untuk plural kita gunakan **let's not**.

#### Contoh:

- **Don't** open the window!
- **Don't** be lazy!
- **Let's not** go!
- **Let's not** be late!

3. Penggunaan Imperative:

- a. Memberikan perintah langsung
  - Stand up, please!
  - Please, sit down!
  - Be quite!
- b. Memberikan instruksi
  - Throw the rubbish into the rubbish bin!
  - Don't smoke!
- c. Mengundang
  - Come on join us
  - Let's go to the party
  - Join us for the dinner
- d. Papan tanda
  - Pull
  - Push
  - Don't touch!
- e. Nasihat informal
  - Tell me what your problem is.
  - Speak to our mom.
  - Don't leave your children alone.



## SUMMARY

1. When you ask others to give you attention, you can say:
  - a. Excuse me.
  - b. Attention, please!
2. Reply:
  - a. Yes please.
  - b. All right.
3. When you ask someone understanding, you can say:
  - a. Do you understand?
  - b. Is it clear for you?
  - c. It's right, isn't it?
4. Reply will be
  - a. Yes, I understand/No, I don't understand.
  - b. Yes it is/ No it isn't.
5. When you appreciating someone's job you can say:
  - a. It's good.
  - b. It's great job.
  - c. Good work!
  - d. Good job!
  - e. Well done!
  - f. It's excellent!
  - g. It's marvelous!
6. When you ask someone's opinion you can say:
  - a. What do you think?
  - b. Do you think so?
  - c. Do you think it is good?
7. The reply will be:
  - a. I think ....
  - b. According to me ...
  - c. I suggest ...
  - d. In my opinion ...
8. When you ask someone's ability you can say:
  - a. Can you swim/dance/play badminton/etc?
9. The answer will be:
  - a. Yes, of course I can.
  - b. Surely I can
  - c. Yes I can
  - d. Sorry I can't
  - e. No I can't.
  - f. I'm not sure
  - g. I'll try
10. When you ask someone's willingness you can say:
  - a. Will you ... (go by bus/join with me/etc)
11. The reply will be:
  - a. Yes, I will.
  - b. Sorry, I won't
  - c. No, I won't
12. When we ask someone to do something together with us we can say:
  - a. Let's ... (go/come/study/etc)
  - b. Come on (go/walk/swim/etc)
13. The reply will be:
  - a. Yes, thank you
  - b. That's great
  - c. No, thank you.
14. When you ask for permission for doing something or get something you can say:
  - a. May I....
  - b. Can I...
15. The reply will be:
  - a. Yes, here you are.
  - b. Yes of course
  - c. Sure
  - d. No, you can't.
  - e. Sorry you can't

## ANSWER KEY

Check your answer here!

### Unit 1

#### Activity 1b

1. Mr. Lukman and his students
2. He is making announcement
3. To pay attention
4. He says "attention please"

#### Activity 1f

Mrs Aminah : Attention please

The ladies : Ok Mrs. Aminah, thank you

Zoo keeper : Attention please

Zoo keeper : Thank you for your attention

#### Activity 2b

1. A teacher and his students
2. To continue the lesson next week
3. Yes, all clear

#### Activity 2e

Maya : Do you understand Toni?

Toni : No, I don't understand, I still confused.

Luna : Is it clear amir?

Amir : Yes. It is clear Luna.

Nisa : It is right, isn't it Mita?

Mita : No it is not. It's not good

#### Activity 3e

1. Good job.
2. It's excellent !
3. It's great.
4. Well done !
5. It's marvelous !

### Activity 4b

1. Sony and Agus
2. Sony
3. She gets terrible problem with his homework
4. Ask her to read text book

### Activity 4e

1. I suggest you to go to dentist
2. I think you should go now!
3. Which one is good for me?
4. What do you think?should I go to Lombok or Raja Ampat?

### Unit 2

#### Activity 1d



Can you cook?  
Yes, I'll try



Can you sew?  
Yes, I can



Can you sing?  
No, I can't



Can we start the party?  
Yes, we can



Can you repair it?  
Yes, I'll try

### Activity 2d



Will you accompany me to market, Anton?  
Yes. I will Grandma



Will you joint with us for camping?  
No, I won't.  
I am busy



Will you play basket ball with me Anita?  
Yes, I will Budi



Will you watering the plants?  
Yes, I will



Will you go fishing?  
Yes, I will

### Unit 3

#### Activity 1c

1. The boss and Mr. Ahmad
2. He asked Mr. Ahmad to write annual report

#### Activity 1d



It's dark here. Please, open the window



Remove your shoes and put them on the rack



Come in, please!



Put your dirty laundry into the laundry basket



Please study hard for your examination



Throw the rubbish into the rubbish bin


### Activity 2c



It's holiday.  
Let's go to the beach




It's Sunday.  
Come on clean the house



Let's plant the tree



It's Sunday morning.  
Let's have some exercises!



It's Saturday night.  
Let's go to the movie


### Activity 3b

1. A Dentist and Mirna
2. Don't eat too much candy

### Activity 3c

1. don't sleep
2. don't be late
3. don't touch
4. don't throw
5. don't be panic

### Activity 4c

	Can I borrow some money, please? Yes, you can
	Can I ride your motorcycle? Yes you can
	Can I have a cup of tea, please Yes you can
	Can you teach me how to play it? No, I can't
	Can I try your candy No, you can't

## COMPLETENESS CRITERIA

Now you have finished learning Module 5 of Easy English for Package B. It's the end of the module. You will pass the criteria of this module when you get 75 scores of the evaluation.

Now try to do the evaluation of this module. Try your best and pass the criteria! Good luck!

Sekarang Anda telah selesai mempelajari Modul 5 Easy English untuk Paket B. Ini adalah modul terakhir untuk materi Bahasa Inggris Paket B Kelas 7. Anda dinyatakan lulus dari modul 5 ini apabila memperoleh skor minimal 75. Sekarang kerjakan soal evaluasi untuk modul 5. Kerjakan sebaik-baiknya agar melampaui kriteria minimal. Selamat bekerja!



## Additional Resources

Bacalah *Source* lain untuk memperkaya pengetahuan pada modul ini, seperti:

- Buku Bahasa Inggris untuk SMP
- Basic English Grammar



## References

Achmad Fanani. 2014. Basic English Grammar. Jogjakarta: Literindo

Mukarto dkk. 2017. English on Sky 1. Jakarta: Erlangga

Picture sources:

<https://www.dreamstime.com/illustration/attention.html>

<http://hddfhm.com/clip-art/clipart-free-library.html>

<http://clipart-library.com>

<http://www.picturesof.net/pages/100523-152302-718053.html>

<https://www.dreamstime.com/stock-illustration-lifting-injury-image-man-injuring-his-back-box-image41844443>

<http://clipart-library.com/cliparts-quiet-please.html>



## About the Author

Nama : Yuniarti, S.Pd, M.Hum  
 Kantor : PPPAUD DIKMAS Jawa Tengah  
 Jl. Diponegoro 250 Ungaran, Kab. Semarang  
 Jawa Tengah  
 Telepon Kantor : (024) 692 118 7  
 Telepon Selular : 0812 267 875 70  
 Jabatan : Pamong Belajar Madya  
 Email : yunzart@yahoo.co.id  
 Pendidikan : S1 Pendidikan Bahasa Inggris  
 Universitas Sebelas Maret Surakarta 1994-1998  
 S2 Magister Linguistik  
 Universitas Diponegoro Semarang 2008-2010

### Pengembangan Model :

2011 Model Taman Baca Masyarakat Area Publik

2012 Model Kampung Literasi

2013 Model Pembelajaran “SImpatik” bagi Pendidikan Keaksaraan Usaha Mandiri

2014 Media Pembelajaran Animasi “Lincak” pada Program Pendidikan Multiaksara

2015 Media Pembelajaran Easy English bagi Pembelajaran Bahasa Inggris Paket C

2016 Model Pembelajaran Paket C Online (2016)

2017 Model Pembelajaran Vokasi Paket C dengan Pendekatan Work Based Learning

